



We're No. 1 ... in healthcare spending

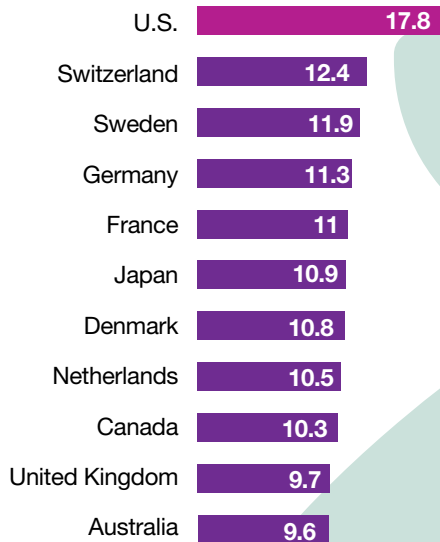
Modern Healthcare

The U.S. continues to outpace other industrialized nations when it comes to healthcare spending. Researchers from Harvard University and the London School of Economics analyzed data from 11 high-income countries and found that although utilization rates were relatively similar, the U.S. spends twice as much on medical care. Labor and pharmaceuticals were key drivers for America's high cost of care.

\$3.3 TRILLION OR \$10,348 PER PERSON

U.S. healthcare spending in 2016, up 4.3% from 2015
Source: CMS

Total health spending as percentage of national GDP



Source: JAMA

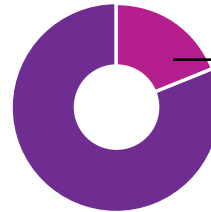
1.3%

Growth in retail prescription drug spending in 2016, totaling \$328.6 billion
Source: CMS

The U.S. has the highest average pay for physicians

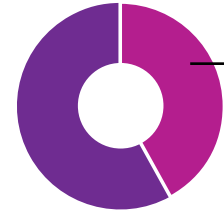
\$218,173 for a generalist, compared with **\$86,607** in Sweden
\$316,000 for a specialist, compared with **\$98,452** in Sweden

Source: JAMA



19%

of healthcare spending in the U.S. is for inpatient care, the second-lowest compared with Canada at 17%. The Netherlands spends the most on inpatient care at 32% of total health expenditures.



42%

of healthcare spending in the U.S. is for outpatient care, the highest among the countries studied. The Netherlands was the lowest at 22%.

Source: JAMA

Percentage of population with health insurance

U.K.	100
Sweden	100
Switzerland	100
Denmark	100
Canada	100
Japan	100
Australia	100
France	99.9
Netherlands	99.9
Germany	99.8
U.S.	90

Source: JAMA

\$1,443

Per capita pharmaceutical spending in the U.S., the highest rate

\$466

Per capita pharmaceutical spending in the Netherlands, the lowest rate

Source: JAMA