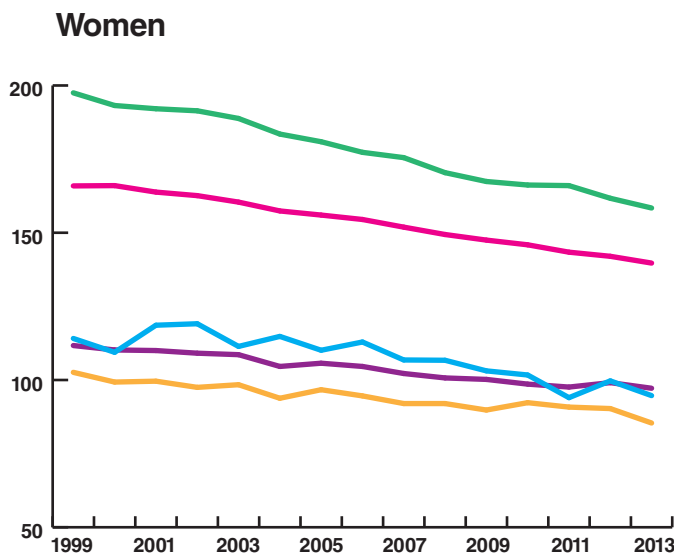
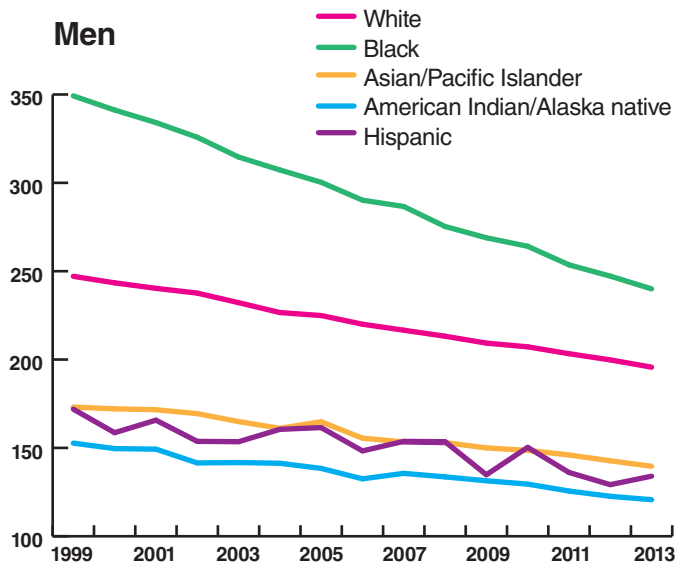


Cancer's toll by race and geography

The **U.S. cancer mortality rate**, in steady decline for over three decades, still takes a higher toll on African-Americans. Regional disparities persist, too, with some areas of the country seeing worsening cancer mortality rates.

Cancer deaths, for every 100,000

20% Decline in the cancer mortality rate between 1980 and 2014
—JAMA



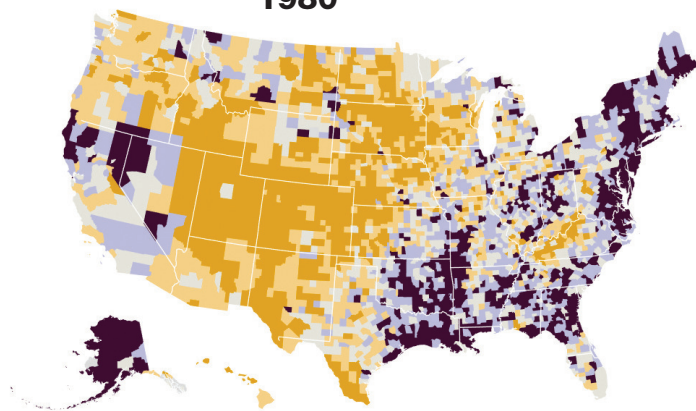
—Centers for Disease Control and Prevention

A widening geographic gulf

Cancer mortality rates per 100,000 population



1980

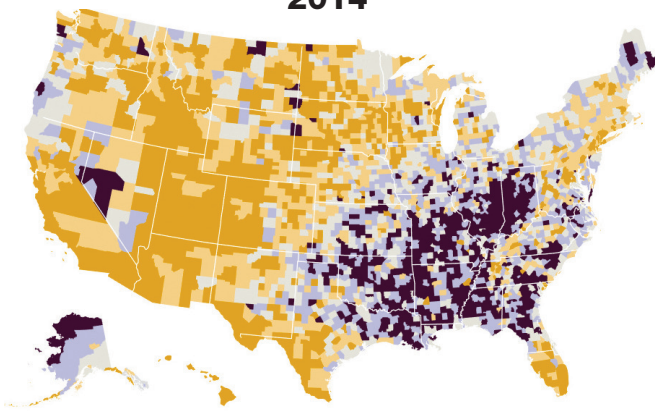


—Institute for Health Metrics and Evaluation

Cancer mortality rates per 100,000 population



2014



Range of cancer mortality rates among all U.S. counties

130.6 TO 386.9 / 100,000 in 1980 **70.7 TO 503.1 / 100,000** in 2014

—JAMA